



COSYWORLD®

Sync-Kabel

CosyLift

EN

Operation manual

Operation manual

1	The products in this manual	2
2	D-synchro mode (parallel control) of two CosyLifts.....	3
3	Important information on use and safety	4
	3.1 Symbols for guidance in this manual	4
	3.2 Safety information Use of the CosyLifts	4
4	EU declaration of conformity/ CE DoI conformity	7
5	Disposal	7
6	Miscellaneous.....	8

1 The products in this manual

The drive system technology from OCTO Actuators GmbH (Germany) is used to adjust furniture, sofas, mattresses, beds or slatted frames. The high-quality CosyLifts offer you maximum quality and a variety of advantages.

The CosyLift dual synchro cable is exclusively suitable for the CosyLift from Cosyworld.

For more information and details, visit our website, www.cosyworld.com, contact your dealer (seller) or our Service department on the phone number +49 (0) 30 9599967 80.

Are you a dealer yourself and would like further information? Then contact our Partner Service on the phone number +49(0)30 9599967 83 or by e-mail at b2b@cosyworld.com.

We hope you enjoy using our “Made in Germany” product.

2 D-synchro mode (parallel control) of two CosyLifts

The dual sync cable from Cosyworld enables the parallel control of two electric CosyLift devices. The dual sync cable can simply be connected to the motor connector sockets of the motor frames and to the respective wireless receivers. The frames can then be controlled synchronously as one level.



Dual synchro cable 4P Art. 6353



1 Disconnect plug from the wireless receiver

Remove the remote controls of both CosyLifts from the corresponding connector sockets. Keep the plug clips pressed and carefully pull out the plugs.

2 **A** Plug in synchro cable

Connect both CosyLifts with the respective 4-pin plug (A) of the dual synchro cable.

3 **B** Plug in remote control

Then insert the plug of one remote control to each distributor (B) of the dual synchro cable.



In D-synchro mode, both sides of the bed may become offset when moved, depending on the respective load on one or the other side of the bed. This is not grounds for complaint. If an offset should occur, move both sides in parallel to the topmost position and then back down again.







To video instructions

We also explain the setup and application of the COSY dual synchro cable in a short video. To watch it, please scan the QR code on the left.

3 Important information on use and safety

3.1 Symbols for guidance in this manual

Symbol	Signal word	Meaning
	Danger	The lightning symbol warns of danger from electric current.
	Warning	Warning of possible minor injuries to persons or possible property damage.
	Important note Important tip	An important note or tip regarding function is provided here.
	Disposal and consideration for our environment	This symbol indicates that batteries, motor parts, power adapters and other electronic devices may not be disposed of with domestic waste, but instead only via official collection facilities.

3.2 Safety information Use of the CosyLifts



Before connecting the controller to the mains, please compare the mains voltage with the input voltage stated on the rating plate of the controller. The rating plate is located on the underside of the controller.



Mains voltage and input voltage on the rating plate must be identical. If this is not the case, the controller must not be connected to the mains. In this case, please contact the supplier.



To prevent injuries or damage, the technology may only be operated if there are no people or animals underneath the slatted frame (bed) and objects between the raised (or flat) drive unit and the frame.



Please ensure that no limbs or objects are in the immediate vicinity of the levers or cables (danger of crushing, danger of being pulled in).



The entire system must be protected from moisture and may not be exposed to direct sunlight for a prolonged period.



Please ensure that the mains plug is always freely accessible so that it can be disconnected from the mains quickly in the event of danger. The mains connection cable must also be exposed. Please note that:



The mains connection cable must be checked for visible damage once a year.



Due to the risk of an electric shock, a damaged mains connection cable may only be used by the manufacturer, its customer service department or a similarly qualified person.



Please note that the wireless connection can only be used if there is visual contact with the bed (e.g. not from the neighbouring room).



This device can be used by children over the age of eight (8) years and by people with limited physical, sensory or mental capabilities or a lack of experience and/or knowledge if they are supervised or have been taught

how to use the device safely and have understood the resulting dangers. Children may not play with the device.



People with cardiac insufficiency or a pacemaker should have their use explicitly authorised by a medical specialist.

If you are not using the drive technology for a prolonged period, remove the remote control/handheld transmitter to prevent it from being used by (for example) children in a way that is not in accordance with the specifications.

You should also carry out a functional test for your safety before using the device again. All adjustment areas must be completely raised and lowered once.

The system may only be opened or repaired by authorised professionals!



Unauthorised repairs and modifications exclude the manufacturer's liability for any resulting damage! Failure to comply with these specifications may endanger persons.

During transport or maintenance work, etc., please ensure that the cables and/or sheaths are re-installed/re-inserted correctly.



The system may only be used with the original components intended and supplied for use. This applies to the mechanical components as well as to the controllers and power adapters.

4 EU declaration of conformity/ CE DoI conformity

EU declaration of conformity is issued by the company Cosyworld GmbH within the framework of the Machinery Directive to the manufacturer and trading partner in accordance with the applicable directives:

The declaration of conformity is deposited with the manufacturer.

Document owner: Cosyworld GmbH



To access the EU declaration of conformity, scan the QR code.

5 Disposal



The symbol on the product or its packaging indicates that the product must not be disposed of with normal domestic waste.



Users are obliged to take waste devices to a collection facility for waste electrical and electronic equipment. The separate collection and proper disposal of your waste equipment helps to preserve natural resources and guarantees recycling that protects human health and the environment. Information about where you can find collection points for your waste equipment can be obtained from your municipality. Information obligation in accordance with Section 18 of the Batteries Act (BattG). Make sure that you take your waste batteries/rechargeable batteries to a municipal collection centre or local retailer, as required by law. Disposal via ordinary domestic waste is prohibited and infringes upon the Batteries Act. Depositing the batteries is free of charge for you.

Our systems are designed so that the components that need to be disposed of are easy to separate. The EAR regulation (EAR registration number) is taken into account and applied by the seller (end consumer's dealer).

6 Miscellaneous

For further information, we recommend our information on the Internet: **www.cosyworld.com**

Contact details: Cosyworld GmbH, Jägerstraße 54, 10117 Berlin

Customer Service:

Tel. +49 (0)30 95 99 96 780

E-mail: info@cosyworld.com

Dealer Service:

Tel. +49 (0)30 95 99 96 783

E-mail: b2b@cosyworld.com



www.cosyworld.com

Contact

Cosyworld GmbH
Jägerstr. 54, D-10117 Berlin

Customer service

Phone +49 (0) 30 9599967 80
E-Mail: info@cosyworld.com

Dealer service

Phone +49 (0) 30 9599967 83
E-Mail: b2b@cosyworld.com